



Job Name: _____
Location: _____
Engineer: _____
Submitted to: _____
Submitted by: _____
Reference: _____

Date: _____
Approval: _____
Construction: _____
Unit #: _____
Drawing #: _____

KEY FEATURES:

- Flexible Installation
- Compatible with Regular or Hyper Heat Pump
- SmartPort Ready
- Wall Thermostat Included
- Remote Control Included

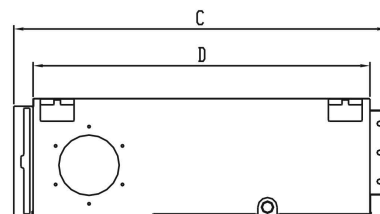
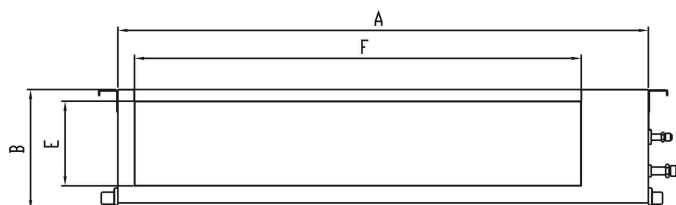
NOTES:



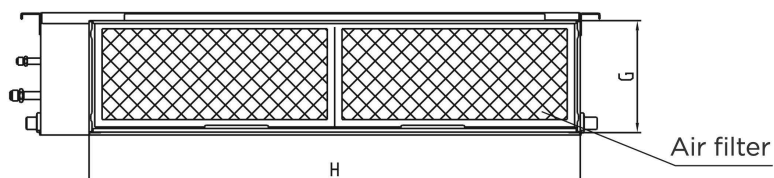
Indoor Model			CH-RS06-12MDT- MS
Power supply		V, Ph, Hz	208-230V, 1Ph, 60Hz
Communication wiring			AWG 14-4
Cooling	Capacity	Btu/h	11,500 (3,100~13,000)
	Input	W	983 (150~1,210)
	Rated current	A	4.5 (1.3~5.4)
	EER/EER2	Btu/w	11.7
	SEER/SEER2	Btu/w	19
Heating at 47 °F	Capacity	Btu/h	12,000 (3,700~15,600)
	Input	W	1,028 (255~1,310)
	Rated current	A	4.7 (1.4~5.8)
	COP	W/W	3.42
	HSPF4/HSPF2-4		10.2
	HSPF5/HSPF2-5		8
Indoor fan motor		Qty	1
		Input (W)	81
		RLA (A)	1.2
Indoor air flow (Turbo/Hi/Med/Lo) (No duct)		CFM	400.2 / 323.7 / 264.9 / 176.6
ESP (range)		In.wg.	0-0.4
Indoor noise level (Hi/Med/Lo)		dB(A)	37/35/33.5
Dehumidification		Pnt/H	2.09
Indoor unit	Dimensions (WxDxH)	inch	27.56 x 19.92 x 7.87
	Packing (WxDxH)	inch	33.86 x 21.26 x 11.22
	Net/Gross weight	lbs	39.46/46.74
Drainage water pipe diameter		inch	1"
Refrigerant piping (Liquid side/Gas side)		inch	1/4"/3/8"
Design pressure		PSIG	550/340
Controller			wire controller + remote controller available
Room temperature	Cooling	F	60~90
	Heating	F	32~86

Outdoor Model			CH-RES12-230VO
Power supply		V, Ph, Hz	208-230V, 1Ph, 60Hz
Min. circuit ampacity		A	12
Max. fuse		A	15
Compressor	Model		KSK103D33UEZ3
	Type		ROTARY
	Brand		GMCC
	Capacity	Btu/h	11,100
	Input	W	826
	Rated current (RLA)	A	7.3
	Refrigerant oil	oz	VG74 10.5
Outdoor fan motor	Qty		1
	Input	W	34
	RLA	A	0.6
	Speed	r/min	800/700/600
Outdoor air flow (Max)		CFM	1,236.1
Outdoor noise level (Max)		dB(A)	55.5
Throttle type			EXV
Outdoor unit	Dimensions (WxDxH)	inch	30.12 x 11.93 x 21.85
	Packing (WxDxH)	inch	34.92 x 13.27 x 24.02
	Net/Gross weight	inch	62.17/67.68
Refrigerant	Type		R454B
	Precharge	ft	25
Additional charge for 1/4 inch liquid pipe		oz	0.16
Additional charge for 3/8 inch liquid pipe		oz	
Refrigerant piping	Liquid side/Gas side	inch	1/4"/3/8"
	Max. pipe length	ft	82
	Max. difference in level	ft	49.2
Ambient temperature	Cooling	F	-13 ~ 122
	Heating	F	-13~75

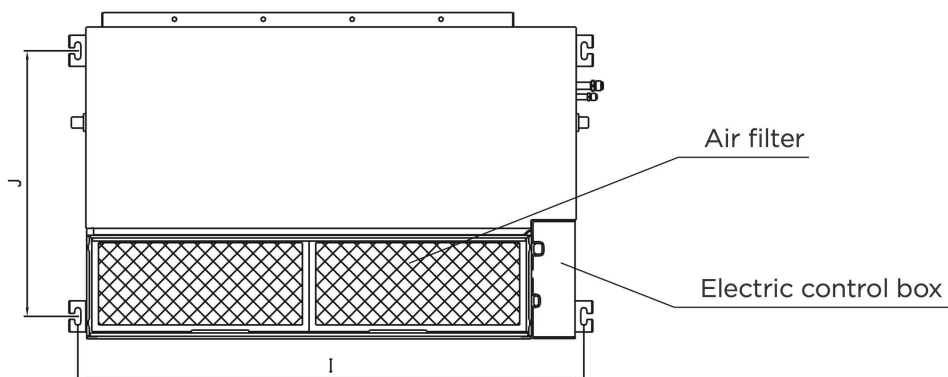
Air outlet dimensions



Air inlet dimensions

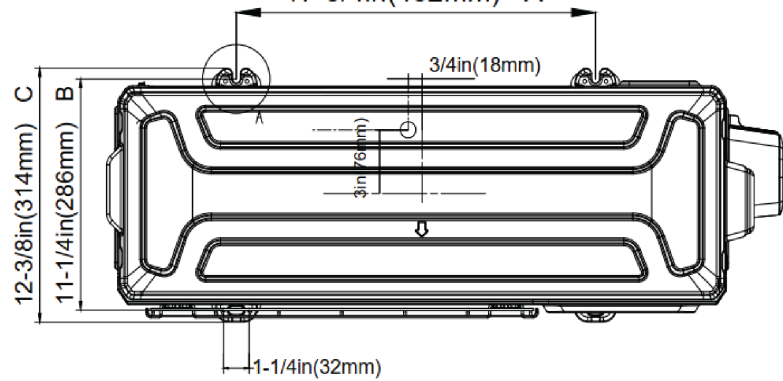
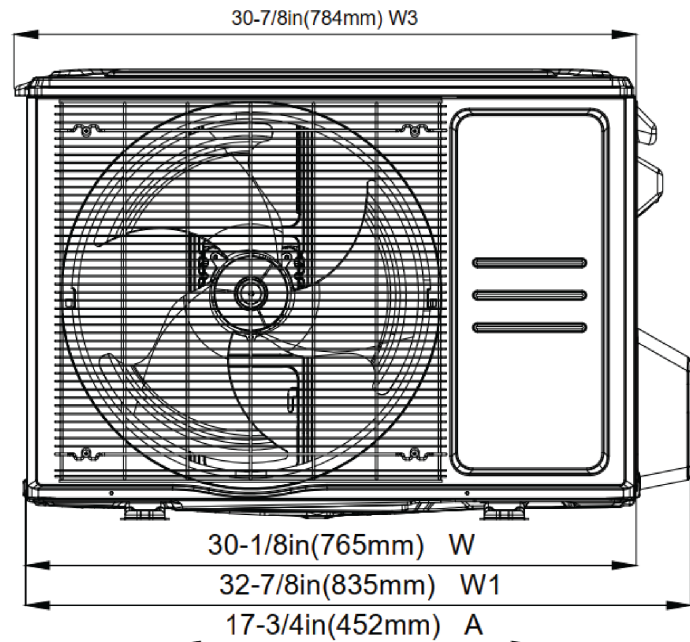
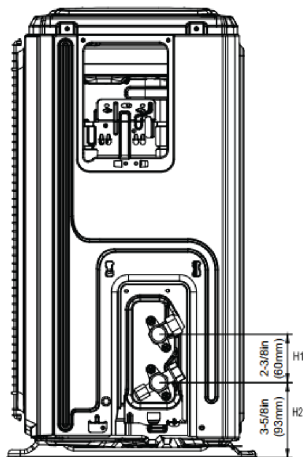
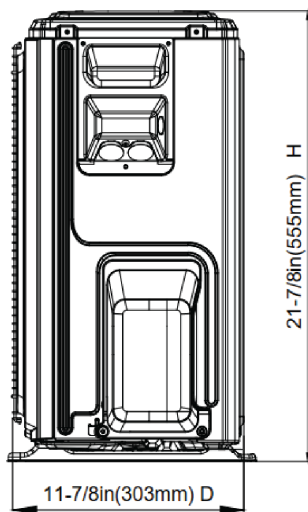


Descending ventilation opening and mounted hook



(unit: inch/mm)

MODEL (Btu/h)	Outline dimension				air outlet opening size		air return opening size		Size of mounted lug	
	A	B	C	D	E	F	G	H	I	J
6K/9K/12K	27.6/700	7.9/200	19.9/506	17.7/450	6.0/152	21.1/537	7.3/186	23.6/599	29.2/741	14.2/360
18K	34.6/880	8.3/210	26.5/674	23.6/600	5.4/136	27.8/706	7.5/190	30.8/782	36.2/920	20.0/508



DETAIL A
SCALE 1:2

